

CMAA Interclub Championships

York University

Saturday, September 7, 2002

Meet Director - Jean-Francois Latour



Age Graded Explained... Kevin Darby finishes the 100m in 12.85. Horace Hudson is 2nd in 13.01
Kevin is 32 and scores 76% Horace is 49 and scores 84%

100m

		<u>Age</u>	<u>Club</u>	<u>Mark</u>	<u>Wind</u>	<u>AG Mark</u>	<u>AG%</u>
1	Fee, Earl	M73	Etobicoke H	14.63	-0.9	10.91	90.43%
2	Callender, Thomas	M70	Scarborough Masters	14.61	-0.4	11.24	87.82%
3	Lech, Richard	M54	Unattached	13.02	-0.7	11.33	87.10%
4	Agnoo, Charles	M67	Scarborough Masters	14.49	-0.4	11.45	86.13%
5	Del Grande, Karla	W49	Scarborough Masters	14.21	-0.9	12.56	85.71%
6	Poonia, Kesar Singh	M68	Masters Sprint Club	14.84	-0.9	11.62	84.91%
7	Sharma, Dev	M66	Masters Sprint Club	14.57	-0.9	11.62	84.90%
8	Trott, Rhona	W54	Hamilton Olympic	15.00	-0.4	12.75	84.40%
9	Hudson, Horace	M49	United States	13.01	-0.7	11.70	84.32%
10	Robinson, Paul	M37	Unattached	12.19	-0.7	11.87	83.10%
11	Kelly, Brett	M37	Etobicoke H	12.23	-0.7	11.91	82.83%
12	Gagne, Wayne	M48	Cambridge Harriers	13.31	-0.3	12.05	81.89%
13	Stern, David	M62	Etobicoke H	14.64	-0.4	12.05	81.83%
14	Davis, Ken	M47	Toronto Police	13.24	-0.3	12.07	81.72%
15	Canagasabey, Roger	M53	Merchantile	13.82	-0.3	12.10	81.48%
16	Olivierre, John	M38	Throwers Club	12.71	-0.7	12.30	80.25%
17	Cirocki, Henry	M49	Unattached	13.81	-0.3	12.42	79.44%
18	Barrett, Lyn	W41	Unattached	14.46	-0.9	13.58	79.25%
19	Dhillion, Bachan S	M60	No Team Listed	14.95	-0.3	12.49	79.00%
20	Jackman, Kenny	M41	Unattached	13.53	-0.3	12.83	76.87%
21	Darby, Kevin	M31	Unattached	12.85	-0.7	12.85	76.73%
22	Buhlman, James	M34	Unattached	13.27	-0.3	13.18	74.83%
23	Land, Bob	M65	Unattached	16.87	-0.3	13.57	72.73%
24	Russo, Phil	M37	Unattached	14.12	-0.9	13.75	71.74%
25	Ramsden, Don	M55	London Pacers	16.07	-0.4	13.89	71.00%

400m

1	Fee, Earl	M73	Etobicoke H	64.18	45.22	95.75%
2	Carter, Mike	M53	Etobicoke H	58.64	50.15	86.32%
3	Hudson, Horace	M49	United States	57.80	50.96	84.97%
4	Del Grande, Karla	W49	Scarborough Masters	66.43	57.35	83.52%
5	Horne, Jean	W69	Unattached	1:21.88	57.41	83.44%
6	Davis, Ken	M47	Toronto Police	58.16	52.02	83.24%
7	Sharma, Dev	M66	Masters Sprint Club	68.90	52.53	82.41%
8	McLelland, Shanti	M54	Merchantile	62.34	52.91	81.83%
9	Gagne, Wayne	M48	Cambridge Harriers	60.59	53.80	80.48%
10	Trott, Rhona	W54	Hamilton Olympic	72.25	59.65	80.30%
11	Milward, Bill	M57	Unattached	65.53	54.27	79.78%
12	Baptiste, Joseph	M41	Unattached	59.24	55.22	78.39%
13	Barrett, Lyn	W41	Unattached	67.19	61.93	77.35%
14	Jackman, Kenny	M41	Unattached	60.18	56.10	77.17%
15	Darby, Kevin	M31	Unattached	57.25	56.91	76.09%
16	Cirocki, Henry	M49	Unattached	65.13	57.42	75.40%
17	Dhillion, Bachan S	M60	No Team Listed	72.69	58.69	73.77%
18	Buhlman, James	M34	Unattached	60.46	58.98	73.40%
19	Powell, John	M58	Etobicoke H	74.99	61.59	70.30%
20	Land, Bob	M65	Unattached	1:29.67	69.09	62.66%



M50 Mike Carter winning the 1500m
followed by **M40 Chris Kilford** and **M45 John Byrne**



Meet Director Jean-Francois Latour
in the 1500m

1500m

1	Carter, Mike	M53	Etobicoke H	4:55.21	4:13.06	82.08%
2	Milward, Bill	M57	Unattached	5:19.74	4:24.69	78.47%
3	Christensen, Vern	M61	Scarborough Masters	5:41.52	4:32.26	76.29%
4	Byrne, John	M45	Unattached	4:58.28	4:32.54	76.21%
5	Kilford, Chris	M41	Unattached	4:57.15	4:39.65	74.27%
6	Krueger, Don	M53	Unattached	5:31.28	4:43.98	73.14%
7	Rosenitsch, Ann Marie	W61	Masters Sprint Club	7:05.13	5:26.04	70.69%
8	Keeting, Alex	M45	Etobicoke H	5:21.62	4:53.87	70.68%
9	Guy, Christine	W49	Etobicoke H	6:45.03	5:51.25	65.61%
10	Latour, JeanFrancois	M39	Throwers Club	7:12.04	6:52.47	50.36%

3000m

1	Aitkin, George	M49	Cambridge Harriers	9:54.21	8:52.00	84.39%
2	Cassel, Gary	M57	Cambridge Harriers	11:06.09	9:17.72	80.50%
3	Christensen, Vern	M61	Scarborough Masters	12:19.25	9:56.36	75.28%
4	Milward, Bill	M57	Unattached	12:01.12	10:03.80	74.36%
5	Pascoe, James	M64	Rouge River RR	13:07.03	10:16.17	72.86%
6	Weist, Mark	M37	Longboat RR	10:53.01	10:38.45	70.32%
7	Jevremovic, Vlad	M43	Etobicoke H	11:29.79	10:46.27	69.47%
8	Keeting, Alex	M45	Etobicoke H	11:47.81	10:53.46	68.71%



M65 Stuart Summerhays won the Racewalk



M45 George Aitkin won the 1500m

3000m Racewalk


1	Summerhayes, Stewart	M68	Cambridge RW	17:35.34	12:58.53	81.44%
2	Rosenitsch, Ann Marie	W61	Masters Sprint Club	18:59.61	14:47.53	79.32%
3	Christensen, Joan	W62	Scarborough Masters	19:13.55	14:48.93	79.20%
4	Watts, Sherry	W49	London Pacers	17:22.79	15:09.53	77.40%
5	Ramsden, Don	M55	London Pacers	16:18.88	13:39.33	77.38%
6	Brancaccio, Salvad	M75	Ontario RaceWalkers	20:28.50	13:56.12	75.83%
7	Fellowes, Peter	M77	Metro Fitness	21:12.04	14:03.62	75.15%
8	Leo, Nancy	W52	Masters Sprint Club	18:24.67	15:38.42	75.02%
9	Berry, Heather	W57	Cambridge RW	20:41.43	16:46.56	69.94%
10	Ramsden, Aggie	W53	London Pacers	20:30.52	17:15.98	67.96%
11	Collins, Kathy	W51	Cambridge RW	21:11.85	18:10.24	64.57%
	Freeman, Mike	M59	Metro Fitness	DQ		

High Jump

1	Land, Bob	M65	Unattached	1.35m	1.98m	80.84%
2	Trott, Rhona	W54	Hamilton Olympic	1.20m	1.63m	78.43%
3	Bachman, Garry	M80	Throwers Club	1.10m	1.89m	77.46%
4	Lepard, Bev	M44	Unattached	1.55m	1.82m	74.52%
5	Miller, Hugh	M56	Scarborough Masters	1.35m	1.80m	73.77%
6	Poonia, Kesar Singh	M68	Masters Sprint Club	1.15m	1.74m	71.43%
7	Olivierre, John	M38	Throwers Club	1.50m	1.65m	67.87%
8	Buhlman, James	M34	Unattached	1.55m	1.64m	67.10%
9	Morris, David	M64	Masters Sprint Club	1.10m	1.60m	65.48%




M40 Bev Lepard cleared 1.55



W50 Rhona Trott

Discus

1	Bachman, Garry	M80	Throwers Club	28.82m	49.74m	69.93%
2	Viskers, Evalds	M76	Throwers Club	30.74m	48.68m	68.46%
3	Boyd, Jack	M68	Throwers Club	32.42m	43.16m	60.70%
4	Morris, David	M64	Masters Sprint Club	34.60m	42.21m	59.35%
4	Tomsons, Velta	W74	Throwers Club	17.61m	42.87m	58.04%
6	Pearson, Bill	M50	Throwers Club	36.00m	38.83m	54.60%
7	Miller, Hugh	M56	Scarborough Masters	29.38m	36.14m	50.81%
8	Dhaliwal, Sukhdev	M66	Unattached	26.70m	34.02m	47.84%
9	Trott, Rhona	W54	Hamilton Olympic	18.66m	27.87m	37.73%
10	Land, Bob	M65	Unattached	19.87m	24.75m	34.80%
11	Jackman, Kenny	M41	Unattached	14.66m	14.72m	20.71%




M40 Kenny Jackman

M65 Bob Land (L) was 1st in the High Jump

Shot Put

1	Bachman, Garry	M80	Throwers Club	10.04m	18.76m	84.51%
2	Tomsons, Velta	W74	Throwers Club	7.21m	16.97m	79.14%
3	Poonia, Kesar Singh	M68	Masters Sprint Club	9.94m	16.04m	72.29%
4	Viskers, Evalds	M76	Throwers Club	8.85m	15.18m	68.39%
5	Dhaliwal, Sukhdev	M66	Unattached	9.63m	14.87m	67.01%
6	Pearson, Bill	M50	Throwers Club	11.25m	13.45m	60.61%
7	Morris, David	M64	Masters Sprint Club	8.83m	13.06m	58.87%
8	Land, Bob	M65	Unattached	6.91m	10.43m	47.01%
9	Trott, Rhona	W54	Hamilton Olympic	7.40m	10.06m	46.92%
10	Watts, Sherry	W49	London Pacers	5.56m	7.61m	35.50%



M50 Richard Lech winning the Long Jump

Long Jump

1	Lech, Richard	M54	Unattached	5.23m	-2.0	7.11m	79.48%
2	Balogun, Rashid	M40	Unattached	5.85m	-0.6	6.59m	73.68%
3	Poonia, Kesar Sing	M68	Masters Sprint Club	3.73m	-1.0	6.12m	68.44%
4	Jackman, Kenny	M41	Unattached	5.24m	-0.6	5.98m	66.84%
5	Dhillion, Bachan S	M60	No Team Listed	3.94m	-1.9	5.80m	64.91%
6	Land, Bob	M65	Unattached	3.33m	-1.3	5.25m	58.73%
7	Dhaliwal, Sukhdev	M66	Unattached	3.18m	-0.2	5.08m	56.79%
8	Grewal, Jaswant	M43	Unattached	4.26m	-0.6	4.99m	55.83%
9	Olivierre, John	M38	Throwers Club	3.50m	-0.2	3.84m	42.89%